






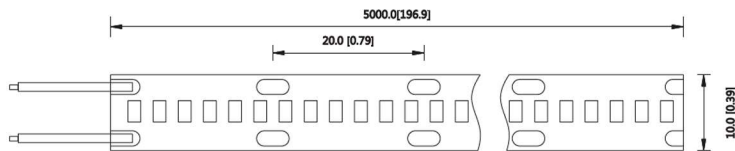
WWW.SOULLEDLIGHTING.COM

Project/Projet:
Contact:

LED RIBBON / RUBAN DEL
 SL2216-300-10__
 SL2216-300-15WW




Dimension : C2 = 20.0mm



* C2 Cuttable / Découpable

Available temperature /
 Température disponible:



AVIS: SL2216-300-15WW SEULEMENT DISPONIBLE EN 3000K

NOTE: SL2216-300-15WW ONLY AVAILABLE IN 3000K

Code	Voltage	Wattage / m	Diode / m	Lumen / m	CRI/Ra	C2 (mm)	MAX (m)
SL2216-300-10VWW	24V DC	9.6W	300 PCS	875lm	90+	20 mm	4.5 M
SL2216-300-10WW	24V DC	9.6W	300 PCS	925lm	90+	20 mm	4.5 M
SL2216-300-10NW	24V DC	9.6W	300 PCS	990lm	90+	20 mm	4.5 M
SL2216-300-15WW	24V DC	14.4W	300 PCS	1300lm	90+	20 mm	4.5 M